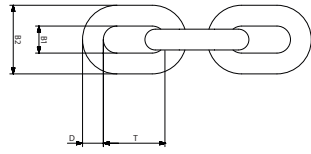
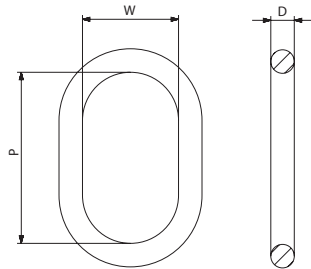


RC Chaîne en INOX AISI 316 (G6)



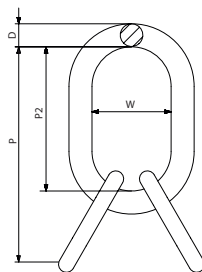

Type	CMU (kg)	BF (kN)	P (mm)	D (mm)	Poids (kg/pce/m)	No.article	
RC 6 x 18	900	8	22.2	6	18	0.58	2686006
RC 7 x 21	1.250	9.1	9	18	21	1.11	2686007
RC 8 x 24	1.600	10.4	29.6	8	24	1.68	2686008
RC 10 x 30	2.500	14	37	10	30	2.25	2686010
RC 13 x 39	4.250	16.9	48.1	13	39	3.77	2686013

RCM Anneau en INOX AISI 316 (G6)



Type	CMU (kg)	P (mm)	D (mm)	W (mm)	1-brin (mm)	2-brins (mm)	Poids (kg/pce/m)	No.article
RCM0706-7/6	1.600	110	13	60	6/7	6	0.34	2686106
RCM0807-8/7	1.600	110	13	60	8	-	0.34	2686107
RCM1008-7/8	2.600	110	16	60	10	7/8	0.53	2686108
RCM1310-13/10	4.250	135	18	75	13	10	0.80	2686110
RCM1613-16/13	6.300	160	22	90	16	13	1.50	2686113

RCMC Anneau 3-4brins en INOX AISI 316 (G6)



Type	CMU (kg)	P (mm)	D (mm)	P2 (mm)	W (mm)	3/4 brins (mm)	Poids (kg/pce/m)	No.article
RCMC06-6MM	1.700	154	13	110	60	6	0.52	2686206
RCMC07-7MM	2.600	164	16	110	60	7	0.97	2686207
RCMC08-8MM	3.350	205	18	135	75	8	1.60	2686208
RCMC10-10MM	5.250	245	22	160	90	10	2.76	2686210
RCMC13-13MM	8.900	295	26	180	100	13	4.45	2686213