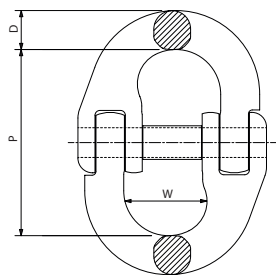

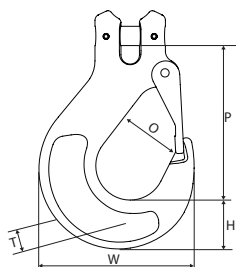


## RCL Maille de connexion en INOX AISI 316 (G6)



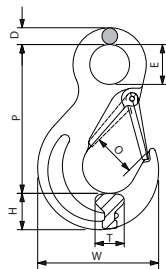
Type	CMU (kg)	P (mm)	D (mm)	W (mm)	Poids (kg/pce/m)	No.article
RCL06-6MM	900	45	7.50	18	0.1	2686306
RCL07-7MM	1.250	50.5	9	20.5	0.2	2686307
RCL08-8MM	1.600	62	10	23.5	0.3	2686308
RCL10-10MM	2.500	72	12.6	27.5	0.7	2686310
RCL13-13MM	4.250	87.5	16.7	33.5	1.2	2686313

## RCB Crochet à chape avec linguet en INOX AISI 316 (G6)



Type	CMU (kg)	P (mm)	T (mm)	H (mm)	O (mm)	W (mm)	Poids (kg/pce/m)	No.article
RCB06SF-6/5MM	900	81	14	21	28	73	0.4	2686506
RCB07SF-7MM	1.250	112	20	30	38	102	0.8	2686507
RCB08SF-8MM	1.600	112	20	30	38	102	0.8	2686508
RCB10SF-10MM	2.500	123	28	34	46	119	1.5	2686510

## RCA Crochet à oeil avec linguet en INOX AISI 316 (G6)



Type	CMU (kg)	P (mm)	D (mm)	E (mm)	T (mm)	H (mm)	O (mm)	W (mm)	Poids (kg/pce/m)	No.article
RCA06SF-6/5MM	900	90	8	21	13.5	21	23	72	0.3	2686406
RCA08SF-8/7MM	1.600	118	13	27	19.5	29	27	103	0.6	2686408
RCA10SF-10MM	2.500	140	15	37	27	33	39	120	0.3	2686410
RCA13SF-13MM	4.250	182	18	48	35	46	51	155	2.2	2686413